SYMBOL DEFINITION			MISSING NUMBERS
A DIMENSION WITHOUT AN INSPECTION REPORT SYMBOL ( ) DOES NOT REQUIRE INSPECTION. IT MAY BE CONTROLLED ON AN INDIVIDUAL COMPONENT DRAWING.	TOTAL NO. OF SYMBOLS ON DRAWING	4	
	LAST NO. USED	5	

DWG STATUS DATE	STG	REV	N/P	CHG	ZONE	REVISION HISTORY	AUTH	DR	APVD 1	APVD 2
17AU00	R	01	-	-		REDRAWN TO PD	000009	JLZ	GMC	JR
01AP03	R	02	-	-		15305170 - UPDATED PDM ATTRIBUTES	238352	LEG	GEG	JR
04MY04	R	03	-	-		15305170, 15305171, 15305172 - REVISED PER NIN EWO 8GLTS ALL PARTS - UPDATED DIMS AND ADDED OPTIONAL CONSTRUCTION	254602	CTR	FRG	PRM
15JL04	R	04	-	-		15305169 - UPDATED PDM ATTRIBUTES	256854	LMB	LMB	MR
08OC04	R	05	-	-		ALL PARTS - DIM 12 +0.2/-0.15 WAS 12, ADDED ALTERNATE MAT'L SPEC COLUMN; 15305170 - CANCELLED REV 02	259649	GPS	JVM	MPR
24JL06	R	06	-	-		15305171 - UPDATED PDM ATTRIBUTES	282787	JBD	AUG	EJH

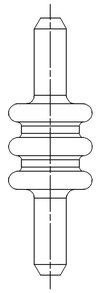

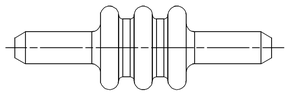

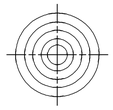

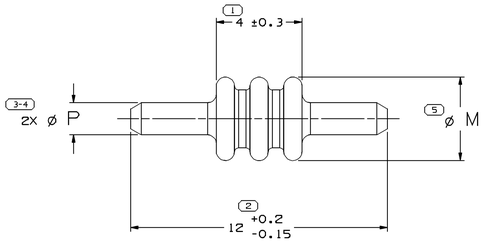

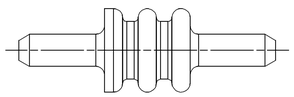

OPTINAL CONSTRUCTION

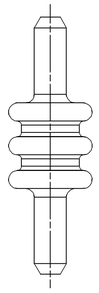

NOTES

1. UNLESS OTHERWISE SPECIFIED AND/OR INDICATED:
   DIMENSIONS ARE TO FACE OF VIEW SHOWN AND AUTOMATICALLY ROUNDED BY COMPUTER FOR INSPECTION (SEE MATH MODEL FOR PRECISE DIMENSIONS). FOR ALL OTHER DIMENSIONS NOT SHOWN BUT REQUIRED FOR TOOL BUILD, SEE MATH MODEL FOR PRECISE TOOL PATH DATA.
2. SEALING RIBS ARE IDENTICAL, EXCEPT AS SHOWN.
3. THIS PART IS NOT CONTROLLED FOR AUTOMATIC FEEDING.

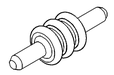

"VIEW SCALE DOES NOT REFLECT ACTUAL PART SIZE"

PART NO	REV	N/P	STATUS	MAT'L SPEC	ALTERNATE MAT'L SPEC	COLOR	TYPE	M	P	CAVITY ID	VOLUME
15305172	02	AA		M3469038	M2261029	TAN	GT 280	5.75	2.5	5.2	0.116
15305171	02	AB		M3469007	M2261001	GRN	GT 150	4.5	1.5	4	0.058
15305170	A4	-		M2261011 SIL	-	WHT	GT 280	6.35	3.1	5.8	0.156
15305169	01	AF		M2261005 SIL	-	ORN	GT 150 MINI	3.9	1.5	3.2 ±0.3 X 4 OVAL	0.050

2 PROCESS SENSITIVE DIMENSION

DIMENSIONS ENCLOSED IN ( ) INDICATE REFERENCE DIMENSIONS AND NO TOLERANCE LIMITS ARE ESTABLISHED

DIMENSIONAL RANGE (MM) FROM TO	0 20	>20 30	>30 70	>70 100	>100 E
TOLERANCE UNLESS OTHERWISE SPECIFIED	±0.15	±0.2	±0.3	±0.4	±0.5

ANGULAR TOLERANCE ±2°

DWG TYPE: PART DRAWING

STYLE

VOLUME (CM³): SEE CHART

DISTR CODE: D

UNLESS OTHERWISE SPECIFIED

THIS DOCUMENT IS IN ACCORDANCE WITH ASME Y14.5M-1994 AS AMENDED BY THE GM GLOBAL DIMENSIONING AND TOLERANCING ADDENDUM - 1997. ALL GEOMETRIC TOLERANCES AND RELATED DATUMS APPLY RFS. RULE #1(PERFECT FORM AT MMC) DOES NOT APPLY WHEN RELATIONSHIP BETWEEN FEATURES IS ESTABLISHED BY ORIENTATION OR LOCATION TOLERANCES. SEPARATE POSITION CALLOUTS MAY BE BASED SEPARATELY, REGARDLESS OF DATUM REFERENCE.

ALL DIMENSIONS ARE IN MILLIMETERS

REFERENCE

THIRD ANGLE PROJECTION

DO NOT SCALE

USE MATH DATA

UNIGRAPHICS

DELPHI

DELPHI PACKARD ELECTRIC SYSTEMS
WARREN, OH

		DATE
DR		
APVD1	J. CANO	16MY96
APVD2	R. PINA	16MY96
APVD3	C. WATKINS	06JN96
APVD4		
APVD5		

SUBSTANCES OF CONCERN AND RECYCLED CONTENT PER DELPHI [094900]

MATERIAL: SEE CHART

DRAWING NAME: TAXI SEAL CBL 1W CAVITY PLUG

DRAWING NUMBER: 12124630

SIZE	SCALE	FRAME NO	SHEET NO	STG	REV	N/P
A0	10:1	1 OF 1	2 OF	R	06	-

Part: 12124630-CU501-S02 Date: 24-Jul-06 Time: 13:48
Plotted by: dwessper