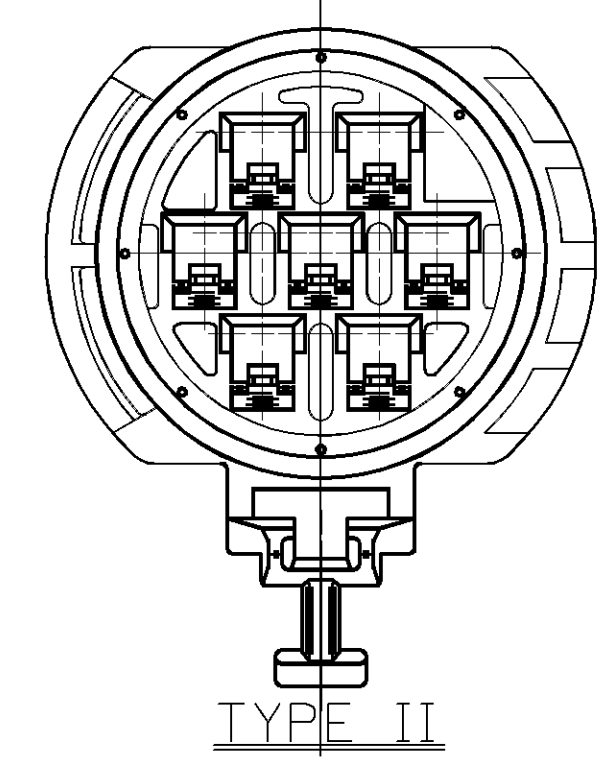
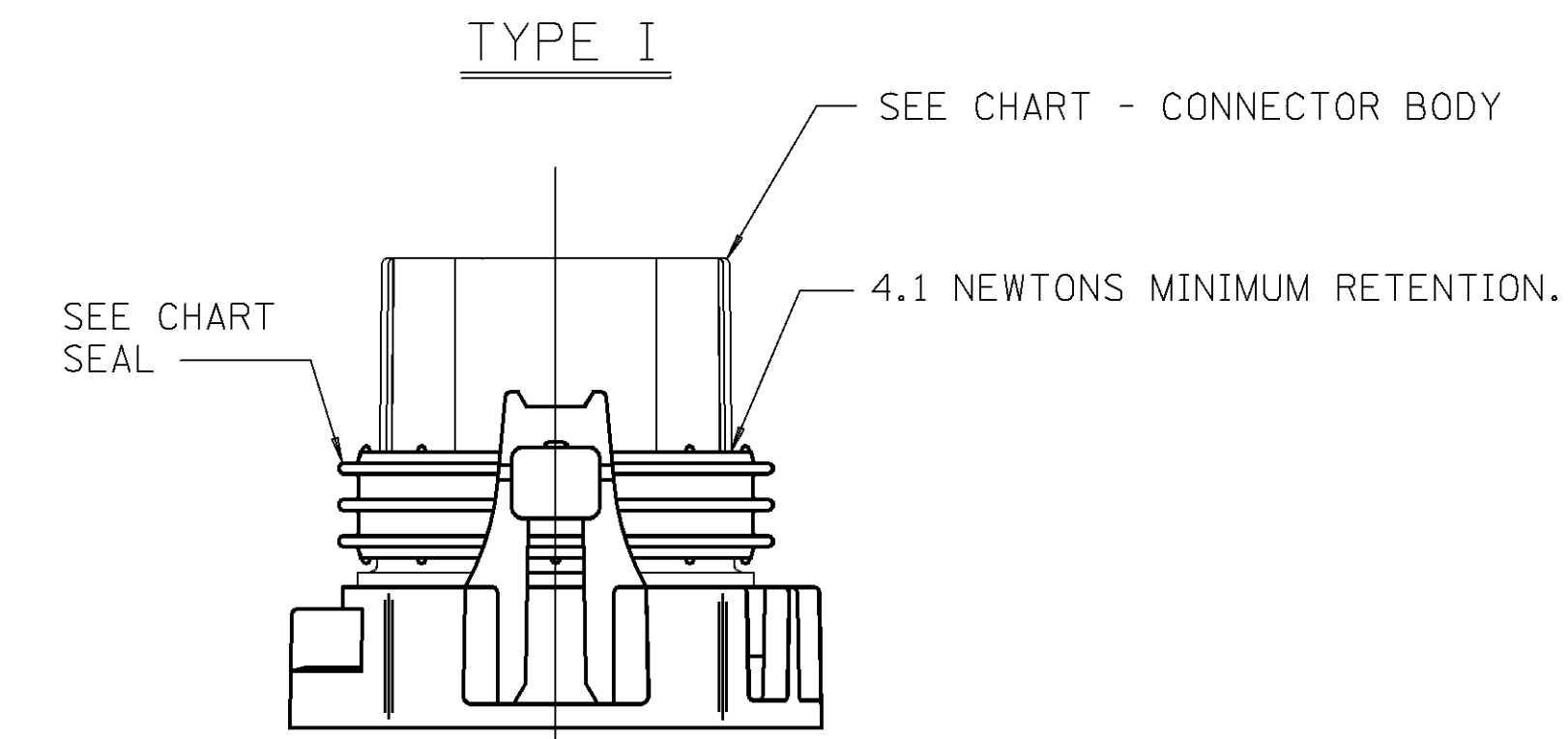
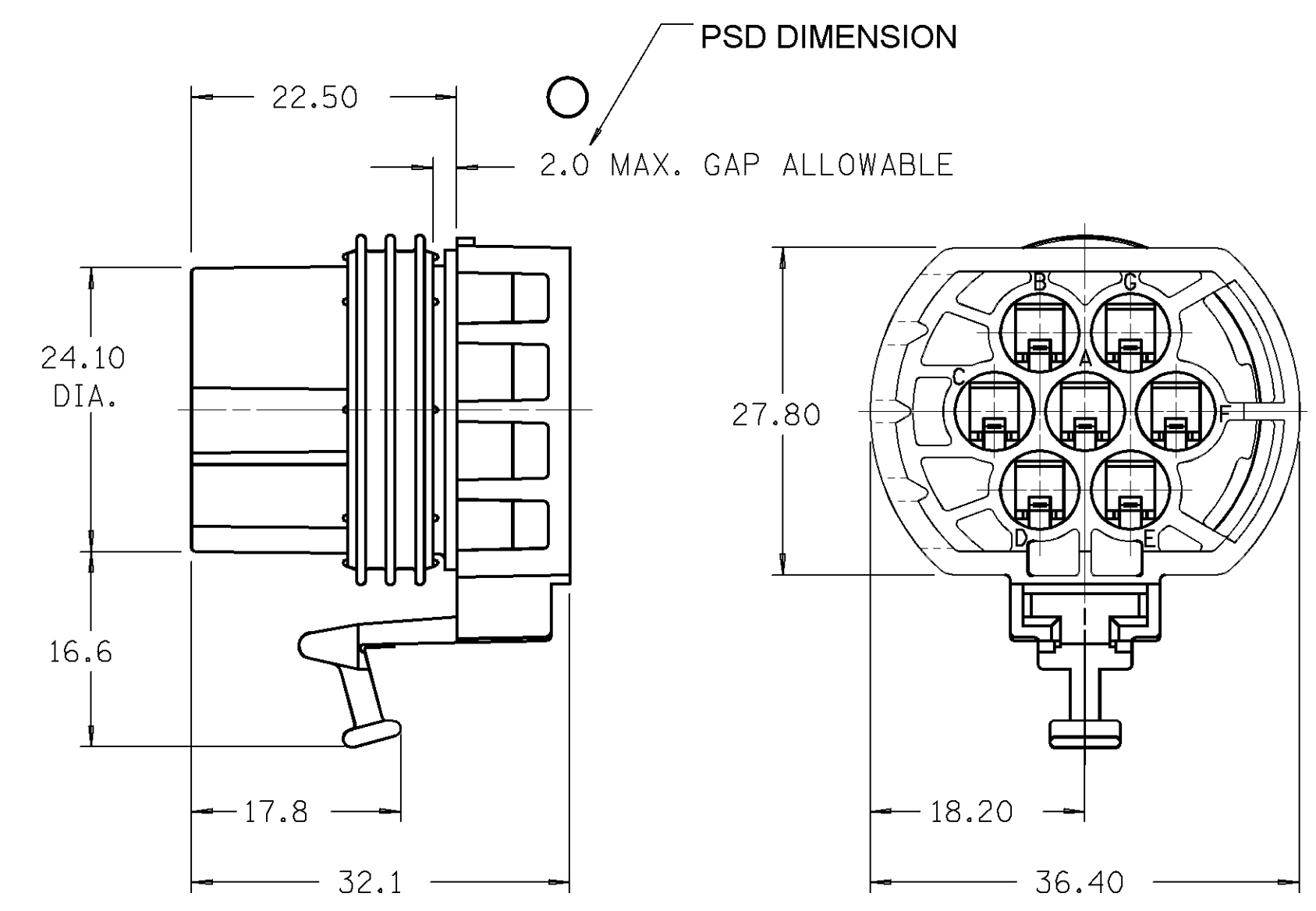
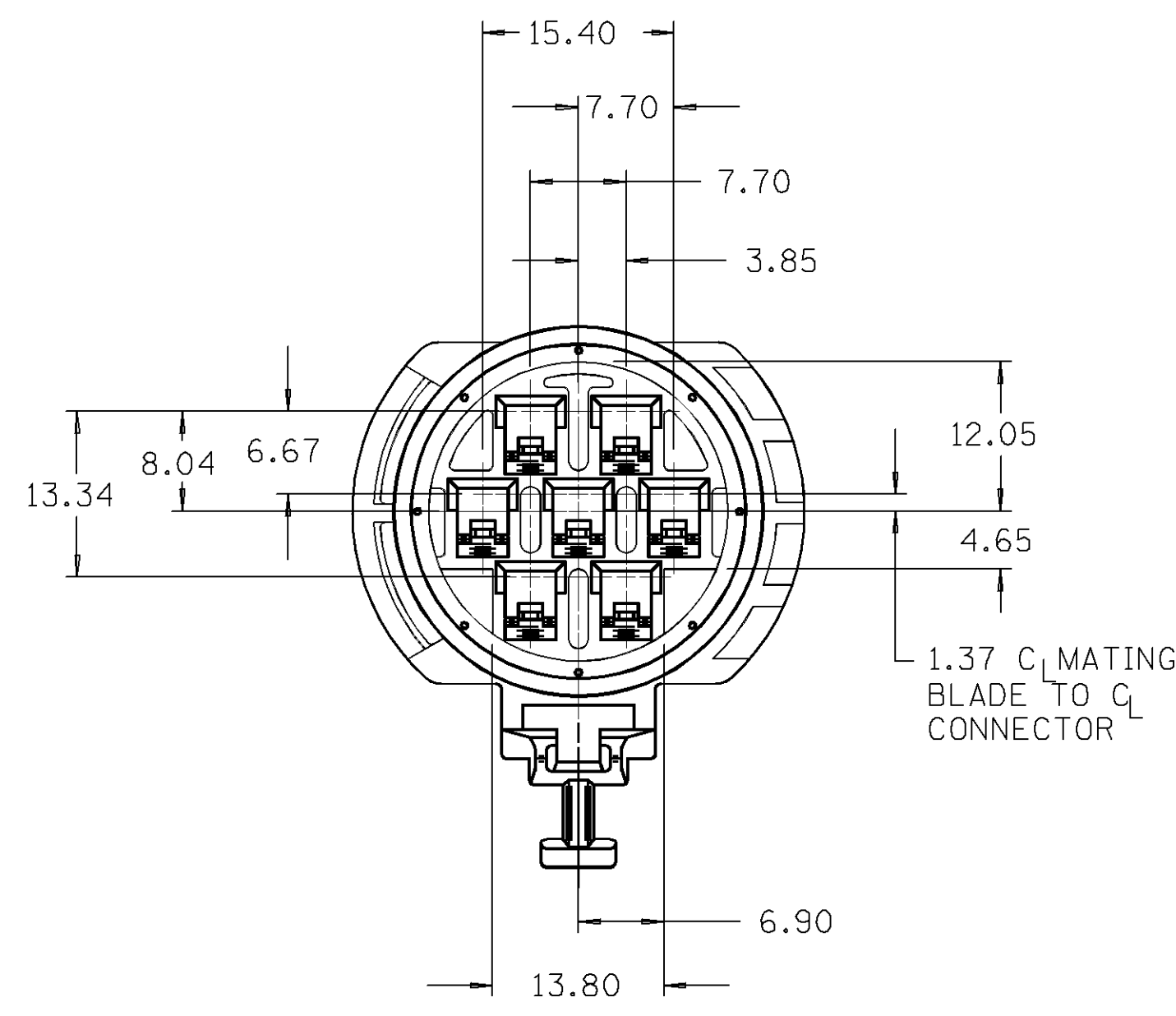


DWG STATUS					ZONE	REVISION HISTORY	AUTH	DR	APVD1	APVD2
DATE	STG	REV	N/P	CHG						
22MY92	R	01	-			12110751 - WAS SEPARATE 'C' SIZE DWG - REV LEVEL REMAINS AT "D"	149231	BAR	BAR	
22MY92	R	02	-			12129613 - RELEASED TO REV "A"	920005	BAR	BAR	
26JA93	R	03	-			12129613 - ADDED O.C.SPEC - NO REV UPDATE REQ'D	930004	BAR	BAR	
19AU93	R	04	-			12146841 - RELEASED TO REV "A"	930005	HH	HH	
01N093	R	05	-			ALL PARTS - REVISED CONNECTOR GRAPHICS - NO REV UPDATE REQ'D	157783	BKD	BKD	
100C95	R	06	-			ALL PARTS - REVISED NOTE #2 - NO REV UPDATE REQ'D	163959	RLB	RLB	
13DE05	R	07	-			ALL PARTS - ADDED PSD LABEL AND REMOVED SNOWCONE SYMBOL & NOTE, NO REV UPDATE REQ'D; 12146841 - CONNECTOR COLOR WAS NATURAL	275277	RMG	FRG	EST



NOTES

- UNLESS OTHERWISE SPECIFIED AND/OR INDICATED:  
DIMENSIONS ARE TO FACE OF VIEW SHOWN AND AUTOMATICALLY ROUNDED BY COMPUTER FOR INSPECTION (SEE MATH MODEL FOR PRECISE DIMENSIONS). FOR ALL OTHER DIMENSIONS NOT SHOWN BUT REQUIRED FOR TOOL BUILD, SEE MATH MODEL FOR PRECISE TOOL PATH DATA.
- REFERENCE MATING COMPONENTS OR EQUIVALENT:  
CONNECTOR - SEE CHART
- THIS PART ACCEPTS THE FOLLOWING COMPONENTS OR EQUIVALENT:  
TERMINAL - 12110846, 12110847 OR EQUIVALENT  
SECONDARY TERMINAL LOCK - 12110754  
MAX CABLE O.D. 2.40  
CABLE SEAL - SEE 12010295 OR EQUIVALENT  
SEE DETAIL DRAWING FOR COMPATIBLE O.D. RANGE.  
CONNECTOR POSITION ASSURANCE LOCK - 12052834
- SEALING CODE 3 (SEE ES-CD-50.5.1. FOR CODE EXPLANATION).
- WHEN PARTS ARE SHIPPED THEY MUST BE PACKED IN EITHER PLASTIC BAGS OR SHIPPING CONTAINERS LINED WITH PLASTIC LINERS. BAGS OR LINERS MUST BE SEALED TO AVOID ENTRY OF FOREIGN MATTER.

12146841	A3		I1		12146839	12110752	CREAM	12146840
12129613	A		I		12129612	12110752	MED. GRAY	12129614
12110751	D		I		12110750	12110752	BLACK	12110753
PART NO	REV	N/P	TYPE	STATUS	CONNECTOR	SEAL	CONNECTOR COLOR	MATING CONNECTOR

DIMENSIONAL RANGE (MM)		TOLERANCE UNLESS OTHERWISE SPECIFIED		CHART E1	
FROM	TO	±0.15	±0.2	±0.3	±0.4
>0	>20				
>20	>30				
>30	>70				
>70	>100				
>100	>150				
>150	>200				
>200	>250				
>250	>300				
>300	>400				

DWG TYPE: PART DRAWING

STYLE: [ ]

VOLUME (CM<sup>3</sup>): [ ]

DISTR CODE: D

UNLESS OTHERWISE SPECIFIED  
THIS DOCUMENT IS IN ACCORDANCE WITH ASME Y14.5M-1994 AS AMENDED BY THE GM GLOBAL DIMENSIONING AND TOLERANCING ADDENDUM-2001. SEPARATE PATTERNS OF FEATURES MAY BE GAGED SEPARATELY REGARDLESS OF DATUM REFERENCES.

ALL DIMENSIONS ARE IN MILLIMETERS

THIRD ANGLE PROJECTION

DO NOT SCALE

USE MATH DATA

UNIGRAPHICS

**DELPHI**  
DELPHI PACKARD ELECTRIC SYSTEMS  
WARREN, OH

DR	DATE
APVD1 BARBARA RUBERTO	26MY92
APVD2 AL HERRMANN	26MY92
APVD3 R.A. PETROSKY	26MY92
APVD4	
APVD5	

SUBSTANCES OF CONCERN AND RECYCLED CONTENT PER DELPHI 10949001

MATERIAL: SEE DRAWING

DRAWING NAME: TAXI ASM CONN F M/P 280 SLD FLXLK

DRAWING NUMBER: 12129815

SIZE	SCALE	FRAME NO	SHEET NO	STG	REV	N/P
A1	2:1	1 OF 1	1 OF 1	R	07	-