SYMBOL DEFINITION		
A DIMENSION WITHOUT AN INSPECTION REPORT SYMBOL (▭) DOES NOT REQUIRE INSPECTION. IT MAY BE CONTROLLED ON THE INDIVIDUAL COMPONENT DRAWING.	TOTAL NO OF INSPECTIONS REQUIRED	22
	LAST NO. USED	13

MISSING SYMBOLS
NO MISSING SYMBOL NUMBER

DWG STATUS					ZONE	REVISION HISTORY	AUTH	DR	APVD	APVD
DATE	SIZ	REV	N/P	CHG						
(02APD)	R	01	-	-		ALL PARTS - REDRAWN TO PDI DIM STYLE.15-5.24 WAS.DIM.17; ADDED DELPHI LOGO & MATL.SPEC.NO CODE NOTES & REVISED MATL.SPEC.	235562	HH	JOR	EM
(13JL03)	R	02	-	-		12186882 & 15324504 - REVISED GRAPHICS	243734	ARA	ARA	GM



TYPE 102
SAME AS TYPE 101
EXCEPT AS SHOWN

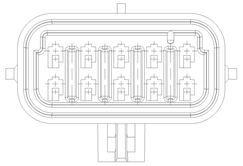

TYPE 103
SAME AS TYPE 101
EXCEPT AS SHOWN

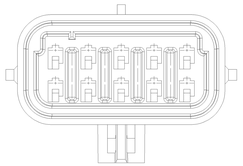

TYPE 104
SAME AS TYPE 101
EXCEPT AS SHOWN

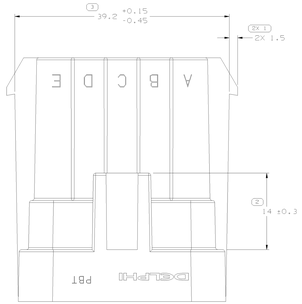

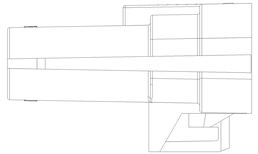

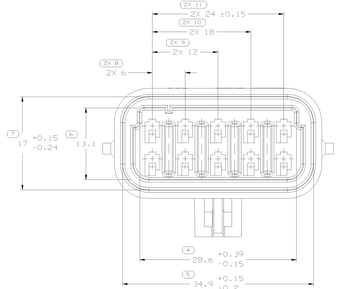

TYPE 101

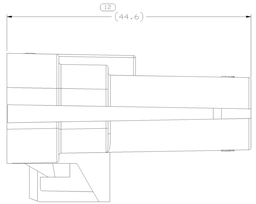

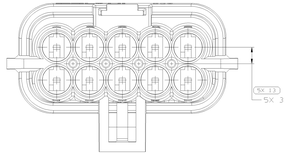

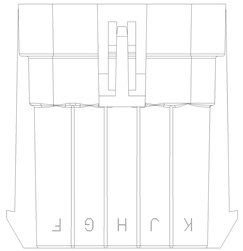

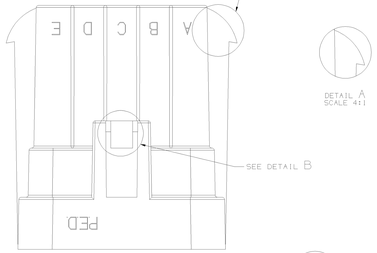

DETAIL A
SCALE 4:1

DETAIL B
SCALE 4:1

OPTIONAL CONSTRUCTION
WITH MATERIAL SAVER

NOTES

1. UNLESS OTHERWISE SPECIFIED AND/OR INDICATED: DIMENSIONS ARE TO FACE OF VIEW SHOWN AND AUTOMATICALLY ROUNDED BY COMPUTER FOR INSPECTION (SEE MATH MODEL FOR PRECISE DIMENSIONS). FOR ALL OTHER DIMENSIONS NOT SHOWN BUT REQUIRED FOR TOOL BUILD, SEE MATH MODEL FOR PRECISE TOOL PATH DATA.

2. SEALING CODE 3 - DESIGN WILL PASS SALT FOG AND IMMERSION TEST AFTER CONDITIONING AS SPECIFIED IN ESA-644 (WEATHER-PACK),ESA-710 (METRI-PACK), ESA-650 (UNDER-HOOD MICRO-PACK), C-4006 (WORLD CONNECTOR), ETC WHEN MATED TO MATING PART OR EQUIVALENT

3. MATERIAL RECYCLING CODE >PBT< PER SAE J1344. (2.3)X(0.1) RAISED CHARACTERS AS SHOWN TO BE LOCATED ON ANY EXTERIOR SURFACE. OPTIONAL CONSTRUCTION TO BE NO MATERIAL RECYCLING CODE.

4. THIS PART IS NOT CONTROLLED FOR AUTOMATIC FEEDING.

5. MATING COMPONENTS OR EQUIVALENT:
   CONNECTOR SEE CHART
   TERMINAL 12045773
   SECONDARY TERMINAL LOCK 12045810

6. (2.3)X(0.1) RAISED DELPHI CORPORATE BRAND TO BE LOCATED ON ANY EXTERIOR SURFACE, PREFERABLY VISIBLE AT FINAL ASSEMBLY. OPTIONAL CONSTRUCTION TO BE "PED" OR NO LOGO.

PART NO	REV	N/P	STATUS	TYPE	MATERIAL SPECIFICATION AND COLOR	MATING CONNECTOR	VOL CM³
15324504	A2	-	-	104	M46/98029 -PBT- GF 30 HS TAN	12045809	9.904
12186882	A6	-	-	103	M46/98018 -PBT- GF 30 HS GRA DK	12052190	9.928
12052189	B6	-	-	102	M46/98003 -PBT- GF 30 HS GRA	12052190	9.920
12045809	D6	-	-	101	M46/98030 -PBT- GF 30 HS BLK	12045809	9.920

R 0.1 MAX
R 0.2 MAX
SHARP CORNER TOLERANCE

DIMENSIONAL RANGE (MM)

FROM	0	6	30	120	400	1000	2000	3000	4000
TO	6	30	120	400	1000	2000	3000	4000	5000
TOLERANCE UNLESS OTHERWISE SPECIFIED									
±0.25	±0.5	±0.8	±1.2	±2	±3	±4	±5	±6	±7

ANGULAR TOLERANCE ±2°

(S/A) PROCESS SENSITIVE DIMENSION

DIMENSIONS ENCLOSED IN ( ) ARE REFERENCE DIMENSIONS AND NO TOLERANCE IS TO BE ATTACHED.

REFERENCE

THIRD ANGLE PROJECTION

DO NOT SCALE

USE MATH DATA

DELPHI

DELPHI PACKARD ELECTRIC SYSTEMS
WARREN, OH

CR	DATE
APVD1 G. MACIAS	14MP07
APVD2 J. BANZO	14MP07
APVD3 J. RAMIREZ	18SE97
APVD4	
APVD5	

SUBSTANCES OF CONCERN AND RECYCLED CONTENT PER DELPHI (DAAP001)

MATERIAL
SEE CHART

DRAWING NAME
TAXI CONN M/P 150

DRAWING NUMBER
12052187

SIZE	SCALE	FRAME NO	SHEET NO	STG	REV	N/P
A1x3	4:1	1 OF 2	1 OF 1	R	02	-

PART DRAWING
TYPE
STYLE
VOLUME (CM³) SEE CHART
SYSTEM CODE
MASTER 6900,6901
UNLESS OTHERWISE SPECIFIED
THIS DOCUMENT IS IN ACCORDANCE WITH ASME Y14.5M-1994 UNLESS OTHERWISE SPECIFIED. DIMENSIONS AND TOLERANCING ACCORDING TO ISO 1101 - ALL GEOMETRIC TOLERANCES AND RELATED DATUMS APPLY AFTER FULLY FORMED FINISH ALL DIMENSIONS ARE TO BE MEASURED AT 23°C UNLESS OTHERWISE SPECIFIED. TO OBTAIN FIXED DIMENSIONS ON LOCATION TOLERANCES, ADD TOLERANCE TO NOMINAL DIMENSION. DO NOT ADJUST REGARDLESS OF DATUM REFERENCE.
ALL DIMENSIONS ARE IN MILLIMETERS

DRAWING NUMBER
12052187

SIZE	SCALE	FRAME NO	SHEET NO	STG	REV	N/P
A1x3	4:1	2 OF 2	1 OF 1	R	02	-

12052187