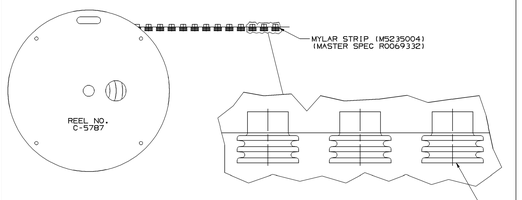


SEAL/MYLAR ASSEMBLY DETAIL

NOTES

1. THE MYLAR TAPE IS ONLY A CARRIER USED AS A PROCESS AID AND IS NOT A PART OF THE FINAL HARNESS ASSEMBLY.

2. WHEN PARTS ARE SHIPPED, THEY MUST BE PACKED IN PLASTIC BAGS OR SHIPPING CONTAINERS MUST BE LINED WITH PLASTIC LINERS. BAGS OR LINERS MUST BE SEALED TO AVOID ENTRY OF FOREIGN MATTER.

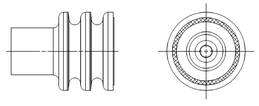

OPTIONAL CONSTRUCTION 1
(ANTI-STICK RING)

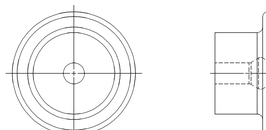

OPTIONAL CONSTRUCTION 2
THIS IS THE PREFERRED CONSTRUCTION FOR NEW TOOL BUILDS
(ANTI-STICK RING)

| SYMBOL DEFINITION | | MISSING SYMBOLS |
|---|---|---|
| A DIMENSION WITHOUT AN INSPECTION REPORT SYMBOL (□) DOES NOT REQUIRE INSPECTION. IT MAY BE CONTROLLED ON THE INDIVIDUAL COMPONENT DRAWING. | TOTAL NO OF INSPECTIONS REQUIRED: 5 | NO MISSING SYMBOL NUMBER |
| | LAST NO. USED: 5 | |

| CHG STATUS DATE | STA | REV | N/P | CHG | ZONE | REVISION HISTORY | AUTH | DR | APVD 1 | APVD 2 |
|---|---|---|---|---|---|---|---|---|---|---|
| 03DE99 | R | 001 | - | - | | ALL PARTS - REDRAWN TO PD | 990009 | EDV | DMP | RH |
| 03DE99 | R | 002 | - | - | | 15324973-76 & 15324979 - RELEASED | 990005 | EDV | DMP | RH M |
| 17MY00 | R | 003 | - | - | | 15393249 - RELEASED | 000005 | MAC | MAC | MM |
| 07MD00 | R | 004 | - | - | | 15324973-76 & 15324979 - REVISED | 202978 | JLZ | DAR | JR |
| 07MD00 | R | 005 | - | - | | 15393249 - REVISED MYLAR & CABLE SEAL ASM COLUMN | 204413 | DAR | DAR | JR |
| 19JA01 | R | 006 | - | - | | UPDATED PDM ATTRIBUTES | 205150 | JLZ | JLZ | JR |
| 09JA01 | R | 007 | - | - | | 15393249 - PM002816 WAS PM002196 AND "G" DIM WAS 5.75 +/- 0.15 | 205774 | MAC | MAC | TP |
| 29MR01 | R | 008 | - | - | | 15393249 - MAT'L SPEC WAS PM002216 | 207669 | MM | MM | TP |
| 06AN01 | R | 009 | - | - | | 12048086 - UPDATED PDM ATTRIBUTES | 215063 | MR | MR | DLB |
| 10FE01 | R | 10 | - | - | | 15324974 AND 15324976 - UPDATED PDM ATTRIBUTES | 216300 | SRB | SRB | MP |
| 05APD4 | R | 11 | - | - | | 12052925,12052924,15393249,15324979, 15324976,15324975,15324973,12186769, 12129926,12112013,12086678,12089441, 12084193,12048087,AND 12048086. - UPDATED MAT'L SPECS, REMOVED MAT'L SPEC NOTES. NOTE 9 WAS 10 AND REMOVED OLD NOTE 9, REMOVED "B" AT DIM D PLCS AND "A" COLUMN FROM CHART,ADDED COLOR COLUM TO CHART | 251238 | SRB | SRB | MP |
| 19ND04 | R | 12 | - | - | | REVISED CHART | 261378 | MLM | MLM | MP |
| 23FE05 | R | 13 | - | - | | 12048086,12048087,12084193,12089678, 12112013,12186769,12052924,12052925, 12124669,12089442 AND 12186770 ADDED RESTRICTED STATUS( 15324973-4976 AND 12052924 ADDED ALT MAT'L SPECS TO MATERIAL NOTES COLUMN TO CHART( NOTE 7 WAS 9, NOTE 8 WAS 7 AND NOTE 9 WAS 8) REMOVED DIM "C" FROM TYPE 402 VIEW | 262239 | RH | RH | MP |
| 10JN05 | R | 14 | - | - | | REVISED GRAPHICS | 264180 | DPS | JVW | MPR |
| 17FE06 | R | 15 | - | - | | REVISED CHART | 277502 | MM | MM | MP |
| 03MR06 | R | 16 | - | - | | 15324973-76 & 15324979 - MAT'L SPEC WAS M3469 | 277946 | KDS | JVW | MP |
| 17AU06 | R | 17 | - | - | | 15324975 - OBSOLETE | 273517 | CCV | AUG | MP |
| 03OC06 | R | 18 | - | - | | ALL ACTIVE PARTS - ADDED SEALING RIBS VIEWS, OVERALL LENGTH LABEL, SEALING RIBS LABEL, ANTI-STICK RING OPTIONAL CONSTRUCTION 1 & 2 VIEWS AND DIMS (8 PLCS); 12084193 & 12124669 REMOVED FROM CHART; ADDED SEALING RIBS NOTE, CONSTRUCTION LINE VIEWS, TYPES 404, 405 & 406 VIEWS AND COLUMNS C,F & G FROM CHART; DIM Ø 1.45 WAS Ø.C, DIM Ø 5.75 ±0.2 WAS Ø G & DIM 7.5 WAS F, CABLE OD RANGE 1.2 - 1.7 WAS 1.29 - 1.7 AND EQUIVALENT CABLE SEAL COLUMN( 15324973-4 & 15324979 & 15324979 - MAT'L SPEC M3469 WAS M3466 & ADDED ALTERNATE MAT'L SPEC M3466XX | 285225 | JBD | TRD | MPR |

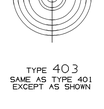

TYPE 402
SAME AS TYPE 401
EXCEPT AS SHOWN

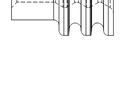



TYPE 403
SAME AS TYPE 401
EXCEPT AS SHOWN



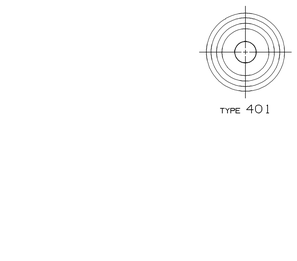


TYPE 401

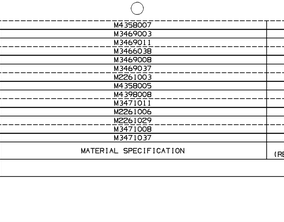


SEALING RIBS MAY DIFFER AS SHOWN

NOTES

1. UNLESS OTHERWISE SPECIFIED AND/OR INDICATED:

   DIMENSIONS ARE TO FACE OF VIEW SHOWN AND AUTOMATICALLY ROUNDED BY COMPUTER FOR INSPECTION (SEE MATH MODEL FOR PRECISE DIMENSIONS). FOR ALL OTHER DIMENSIONS NOT SHOWN BUT REQUIRED FOR TOOL BUILD, SEE MATH MODEL FOR PRECISE TOOL PATH DATA.

2. SEALING RIBS ARE IDENTICAL, EXCEPT AS SHOWN.

3. PARTS NOT MADE ON FLASHLESS MOLDS MUST BE DEFLASHED, WASHED AND DRIED AFTER MOLDING. WASHING SHOULD OCCUR WITHIN 12 HOURS AFTER MOLDING.

4. PARTS ARE TO BE PACKAGED IN SEALED PLASTIC BAGS. GROSS WEIGHT INCLUDING CARTON IS NOT TO EXCEED 34 POUNDS.

5. PARTS MUST BE MADE FROM VIRGIN MATERIAL ONLY.

6. TO IMPROVE SEAL PROCESSING ON SLIPPERY OR SMOOTH CABLE INSULATION, THE APPLICATION ENGINEER MAY SURFACE THE NEXT SMALLER SEAL SIZE P/N IN PLACE OF THE INDICATED SEAL FOR THE "CABLE O.D." LISTED IN THE CHART.

7. CABLE SEAL PART NUMBER DESIGNATED EXCLUSIVELY FOR SEALS PRODUCED FROM QSR TOOLING. PART NUMBER RECOMMENDED FOR AUTOMATED ABS APPLICATIONS. ALL OTHER APPLICATIONS SHOULD USE 12089678.

8. DESIGNED FOR 0.8 $MM^2$ SOLID CORE DRAIN WIRE Ø1.002 ±0.007

9. PARTS MADE OF FLUOROSILICONE MUST BE POST-CURED FOR 4 HRS AT 400°F.

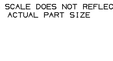

VIEW SCALE DOES NOT REFLECT ACTUAL PART SIZE

| PART NO | REV | N/P | STATUS | PART NO | REV | N/P | STATUS | MATERIAL SPECIFICATION | COLOR (REF ONLY) | ALTERNATE MATERIAL SPECIFICATION | TYPE | CABLE O.D. ±0.05 SEE NOTE 6 | CAVITY I.D. | EQUIVALENT CABLE SEAL | NOTES |
|---|---|---|---|---|---|---|---|---|---|---|---|---|---|---|---|
| MYLAR & CABLE SEAL ASM | | | | CABLE SEAL | | | | | | | | | | | |
| | | | | 15393249 | 01 | AF | | M4358007 | GRN | - | 403 | 2.15-1.6 | 5.2 | - | SEE NOTE 9 |
| | | | | 15324979 | 01 | AF | | M3469003 | GRA | M3466003 | 403 | 2.15-1.6 | 5.2 | 12186769 | - |
| | | | | 15324976 | 01 | AF | | M3469011 | WHT | M3466011 | 403 | 2.15-1.6 | 5.2 | 12089678 | - |
| | | | | 15324975 | 01 | AF | OBSOLETE | M3466038 | TAN | - | 402 | 1.009-0.995 | 5.2 | - | SEE NOTE 8 |
| | | | | 15324974 | 01 | AB | | M3469008 | BLU | M3466008 | 403 | 1.7-1.29 | 5.2 | 12048087 | - |
| | | | | 15324973 | 01 | AF | | M3469037 | DK RD | M3466037 | 401 | 2.85-2.03 | 5.2 | 12048086 | - |
| 12186770 | B3 | - | RESTRICTED | 12186769 | B6 | - | RESTRICTED | M2261003 | GRA | - | 403 | 2.15-1.6 | 5.2 | 15324979 | SEE NOTE 7 |
| 12146011 | A | - | OBSOLETE | 12129926 | B4 | - | | M4358005 | GRN | - | 403 | 1.7-1.29 | 5.2 | - | SEE NOTE 9 |
| | | | | 12112013 | B5 | - | RESTRICTED | M4398008 | BLU | - | 401 | 2.65-1.85 | 5.2 | - | - |
| 12089442 | B3 | - | RESTRICTED | 12089678 | A6 | - | RESTRICTED | M3471011 | WHT | M2261011 | 403 | 2.15-1.6 | 5.2 | 15324976 | - |
| | | | | 12089441 | B | - | OBSOLETE | M2261006 | YEL | - | 403 | 2.15-1.6 | 5.2 | - | - |
| 12124669 | A3 | - | | 12084193 | A5 | - | | M2261029 | TAN | - | 402 | 1.009-0.995 | 5.2 | - | SEE NOTE 8 |
| 12052925 | A4 | - | RESTRICTED | 12048087 | D2 | AC | RESTRICTED | M3471008 | BLU | M2261008 | 403 | 1.7-1.29 | 5.2 | 15324974 | - |
| 12052924 | A4 | - | RESTRICTED | 12048086 | D2 | AC | RESTRICTED | M3471037 | DK RD | M2261019 | 401 | 2.85-2.03 | 5.2 | 15324973 | - |

| DRAWING NUMBER | | | | | | | |
|---|---|---|---|---|---|---|---|
| 12010295 | | | | | | | |
| SIZE | SCALE | SHEET | OF | SHEET | OF | REV | N/P |
| A1x3 | 1011 | 2 | 2 | 4 | 4 | R | 1B |

| DIMENSIONS ENCLOSED IN ( ) INDICATE REFERENCE DIMENSION, AND NO TOLERANCE LIMITS ARE ESTABLISHED | |
|---|---|
| ( ) PROCESS SENSITIVE DIMENSION | |

| DIMENSIONAL ROUND UNITS | | | | | | | | | | |